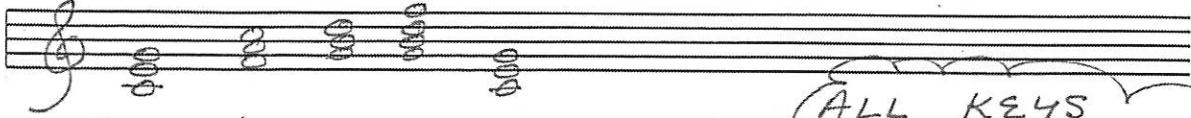


# HARMONIZATION

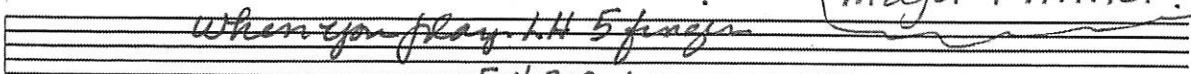


① I - IV - V - V<sub>7</sub> - I      ROOT POSITION - HS




example:

ALL KEYS  
Major + minor!



5 4 3 2 1  
I IV V


② CADENCES      I - IV - I - V<sub>(7)</sub> - I      HS




ALL KEYS  
Major + minor!



③ HARMONIZE melody with LH block or accomp. patterns



④ Sing melody + accompany 2-Hand accomp.



# HARMONIZATION - MAJOR & MINOR!

## Old MacDonald Had a Farm ①

- 1) play melody
- 2) Block LH chords u.s.



B 1/2

Not dragging  
Introduction

*drm/1s*

② Choose 1: Sing melody / 2 hand acc.

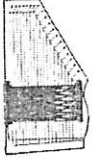
Introduction

Old Mac-Don-ald had a farm, E-I-E-I-O!



Verse

1. And on this farm he had some chicks, E-I-E-I-O! With a  
 2. And on this farm he had some ducks, E-I-E-I-O! With a



Chick, chick here, and a chick, chick there,  
 Quack, quack here, and a quack, quack there,



Here a chick, there a chick, Eve-ry where a chick, chick.  
 Here a quack, there a quack, Eve-ry where a quack, quack.

Refrain

Old Mac-Don-ald had a farm, E-I-E-I-O!

The introduction is sung only once. The first verse (without repeat) and refrain follow in order. After the second verse, the section of the first verse between the repeat signs is repeated before the refrain. Additional verses may be added at will, using the names and sounds of various farm animals, for example:

3. Turkey—gobble, gobble
4. Pig—oink, oink

After each new verse, the parts of all previous verses between the repeat signs are sung in reverse order before going on to the refrain. Following the last verse and all repeated sections, the refrain is sung louder and slower for the final time.